


DISCRIMINAZIONE VISIVA-UDITIVA

TROVA LA LETTERA UGUALE A QUELLA NEL QUADRATO
TRA LE ALTRE LETTERE E FAI UNA X ROSSA SOPRA


A	A	V	Æ	Â
N	V	N	И	M
B	S	B	В	P
C	O	О	G	C
L	T	I	L	U
E	F	Э	E	P
U	U	A	V	И
Z	Z	S	2	L

DISCRIMINAZIONE VISIVA

TROVA GLI OGGETTI CHE SONO NEL RIQUADRO VERDE E POI COLORALI.



COLORA TUTTE LE MAGLIETTE





COLORA DI **BLU** TUTTE LE BARCHE, DI **VERDE** TUTTI GLI AEREOPLANI
E DI **ROSSO** TUTTE LE MACCHINE.



DISEGNO

COPIA I SEGUENTI DISEGNI
NEL RIQUADRO SOTTO.



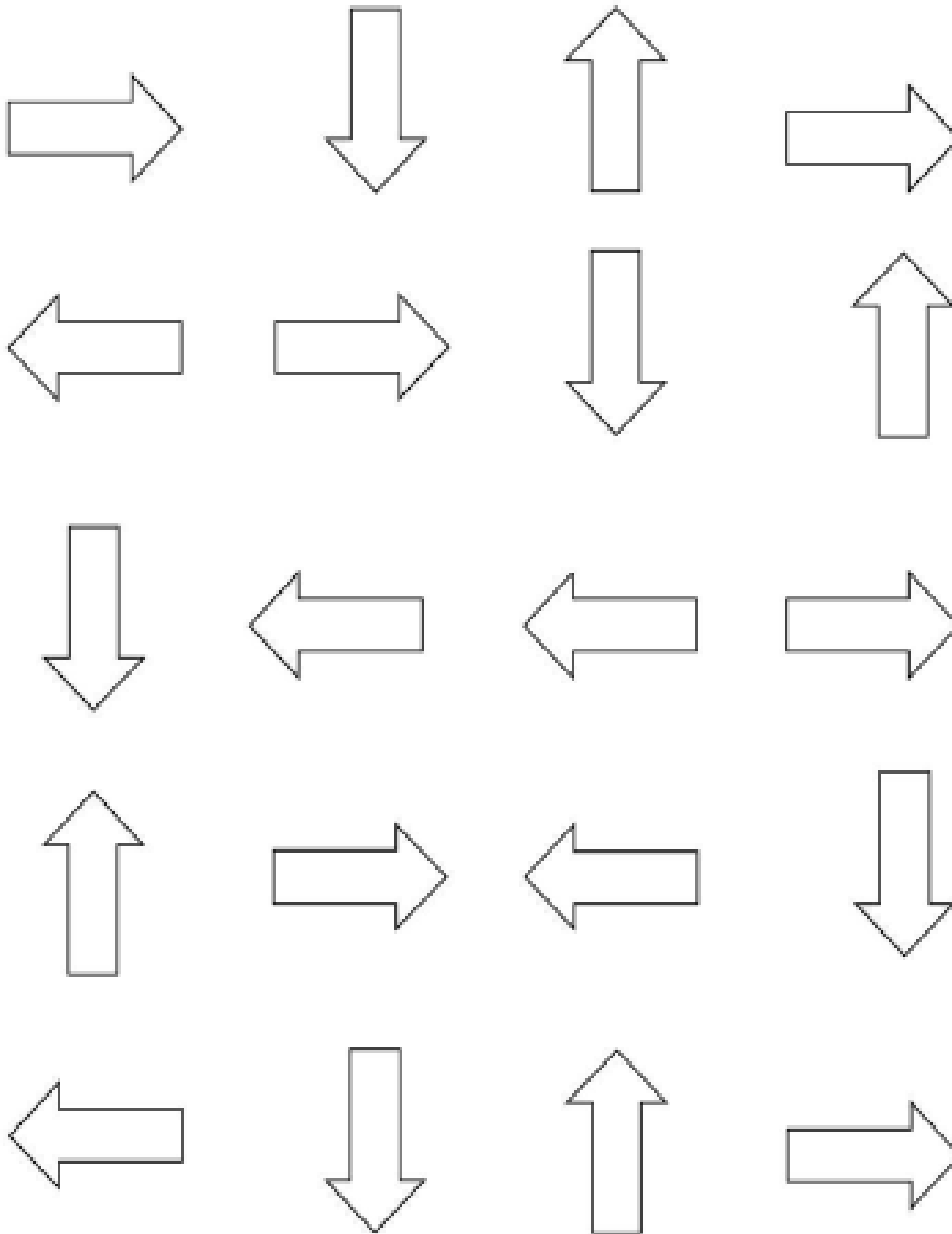

DISEGNO

DISEGNA UN PAIO DI FORBICI.

A large, empty rectangular box with a teal border, intended for drawing a pair of scissors.



DISEGNA UNA BICICLETTA.


A large, empty rectangular box with a teal border, intended for drawing a bicycle.



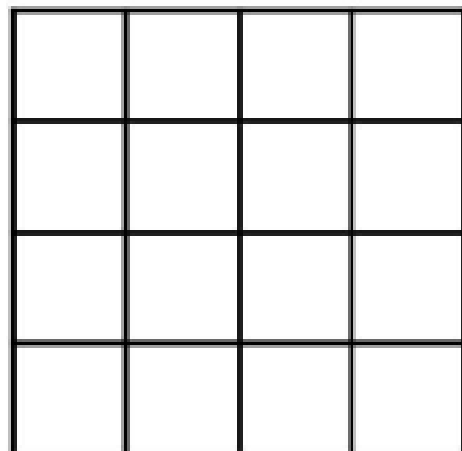

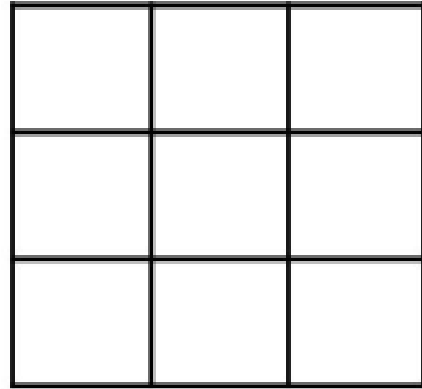
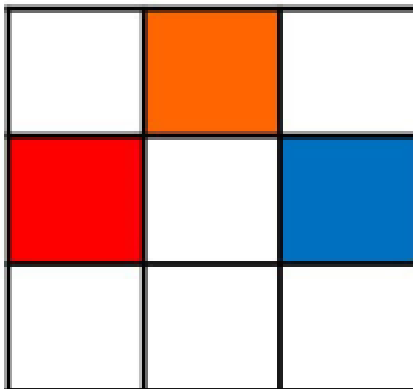
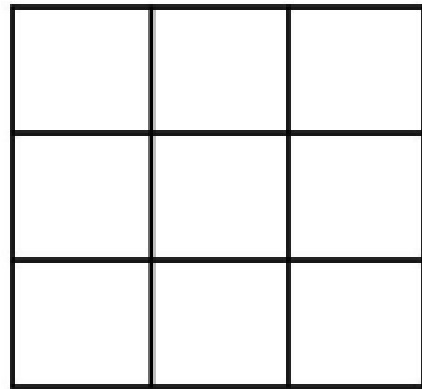

Obiettivo: potenziamento dell'attenzione, della concentrazione e del lavoro seriale da sinistra a destra

ATTENZIONE ALLA POSIZIONE! Disegna e colora i cerchi sotto ogni bambino:

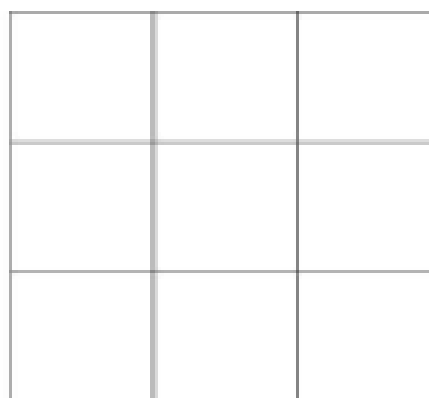
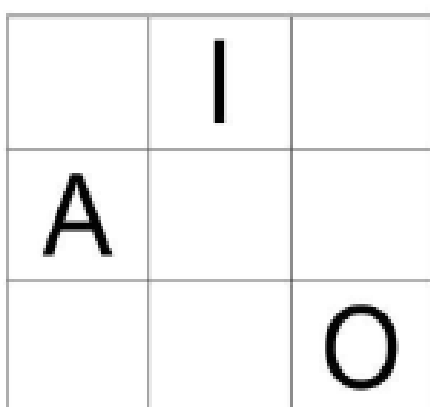
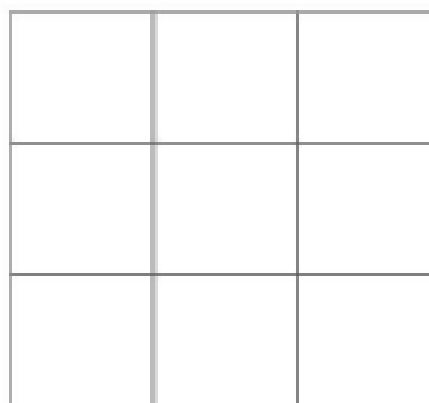
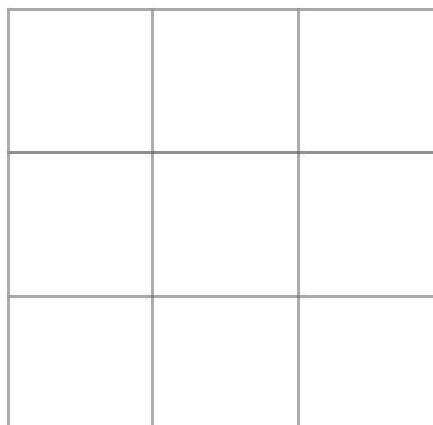



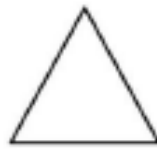
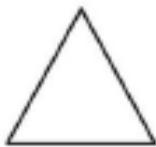
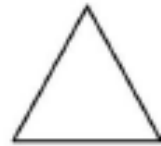
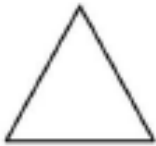
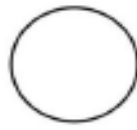


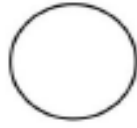



Guarda bene la posizione e il colore ...ora tocca a te!

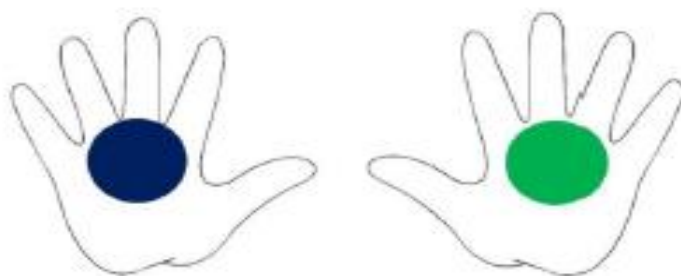



Disegna gli elementi al posto giusto:

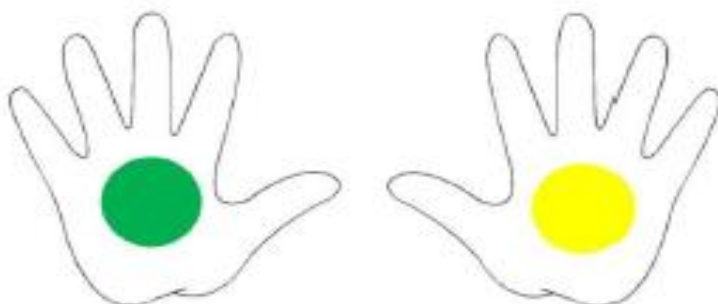





Segui il ritmo da sinistra a destra battendo sulla mano del colore giusto quando incontri il colore ROSSO devi dire il nome di un frutto.



Segui il ritmo da sinistra a destra battendo sulla mano del colore giusto:



Segui il ritmo da sinistra a destra battendo sulla mano del colore giusto quando incontri il colore **ROSSO** devi dire il nome di un Frutto e per il colore **VERDE** il nome di un animale della fattoria.

